

## **Parent Guide to Google Classroom**

### What is Google Classroom?


Google Classroom is a free Google App that aims to simplify creating, distributing and assessing learning in a paperless way. Teachers can use Google Classroom to send announcements to entire classes, share resources, lesson notes, PowerPoints, diagrams, and home learning. Pupils can use it to complete home learning. Parents can use some of the features of Google Classroom to support pupils in their home learning. It is a free resource that can be accessed from any device connected to the internet - laptops, desktop computers, chromebooks, tablets or mobile phones.

### Accessing Google Classroom

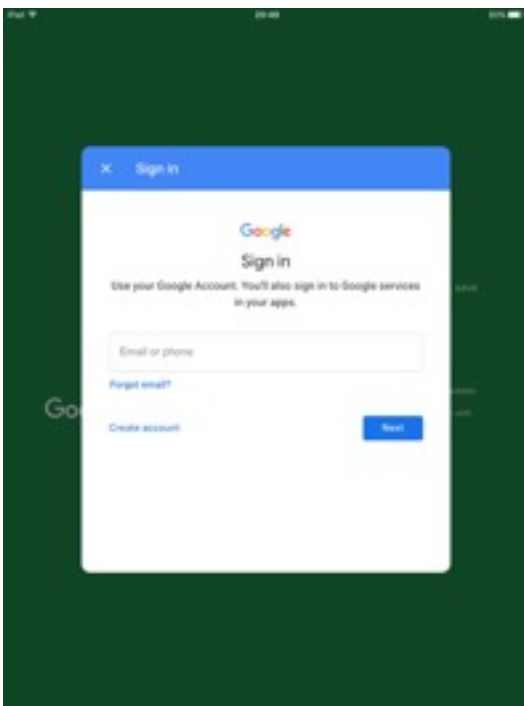
Pupils can access Google Classroom using the mobile apps (Android and iOS), or via a web browser by visiting [www.classroom.google.com](http://www.classroom.google.com).

Login details can be found in your child's reading record.

1. Download the google classroom app from the app store:



2. Sign in using the email address and password your child has been given:



3. Change your child's password to something memorable.

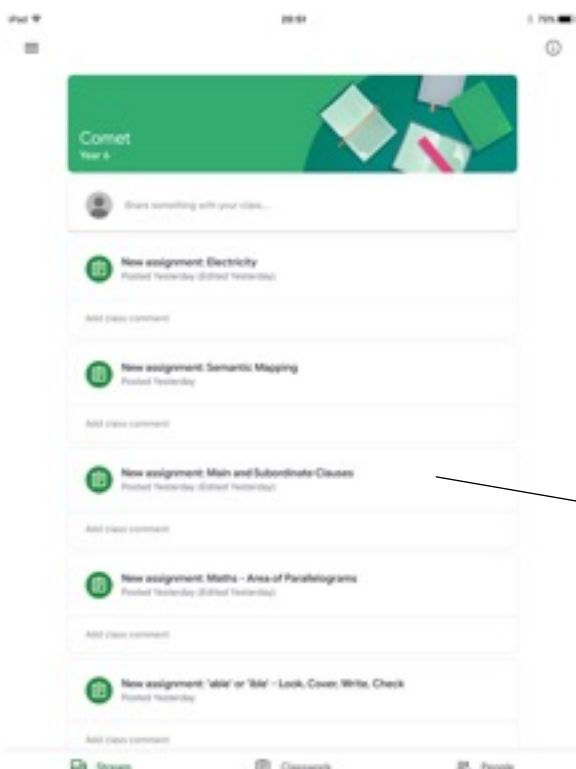
4. Select student:



5. Once pupils have logged in, they will see the class overview page. Select that you would like to join your child's class to open the classroom:



6. All your child's daily work will be listed here. If you click on one of the assignments it will open it up for them to complete:



You can add a comment about the task and the whole class will see this, including your child's teacher.

7. Tasks may direct you to another website to complete an activity:



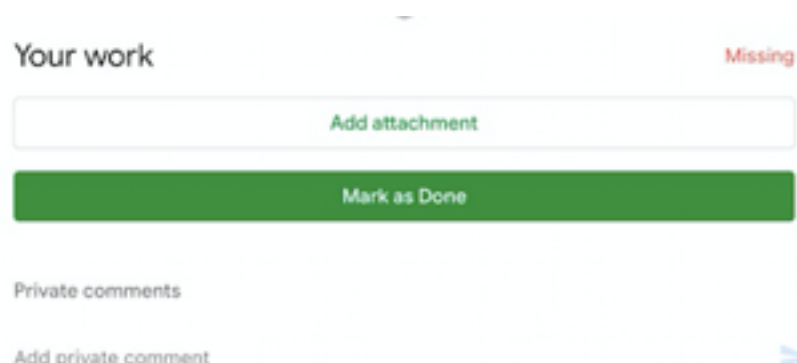
8. You maybe required to complete something that your teacher has set for you:



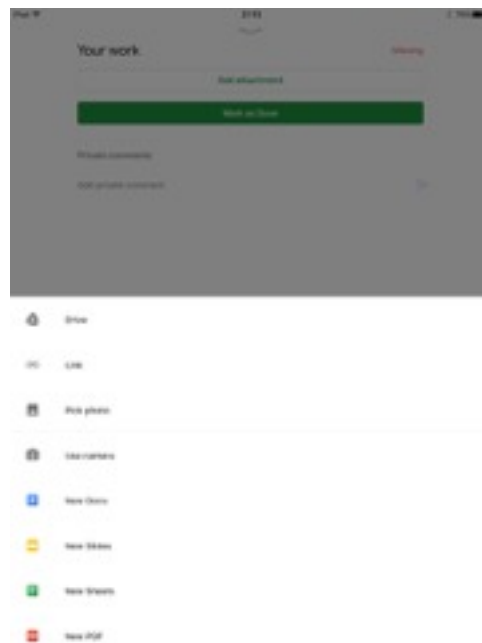
Whilst your child is working on their activity - their teacher may post a comment about their work while they are working or the next day for them to look at.

9. Your child might want to add a photo of them completing their activity rather than writing. To do this, tap on the assignment your child would like to complete:

Tap on add attachment



12. Select how to upload your child's work from the menu (e.g. pick photo)



13. Tap on 'hand in' to show your child's teacher you have completed the activity:



Teachers will be using a variety of websites to support teaching and learning. Login details can be found in your child's reading record book.

TT Rockstars/Numberbots: <https://trockstars.com/home>

My maths: <https://login.mymaths.co.uk>